

FY Results to 31 December 2021

6 April 2022



Disclaimer



This presentation and its enclosures and appendices (the "presentation") have been prepared by IGas Energy plc (the "Company") exclusively for information purposes. This presentation has not been reviewed or registered with any public authority. This presentation is confidential and may not be reproduced, further distributed to any other person or published, in whole or in part, for any purpose. By viewing this presentation, you agree to be bound by the foregoing restrictions and the other terms of this disclaimer.

The distribution of this presentation and the offering, subscription, purchase or sale of securities issued by the Company in certain jurisdictions is restricted by law. Persons into whose possession this presentation may come are required by the Company to inform themselves about and to comply with all applicable laws and regulations in force in any jurisdiction in or from which it invests or receives or possesses this presentation and must obtain any consent, approval or permission required under the laws and regulations in force in such jurisdiction, and the Company shall not have any responsibility or liability for these obligations.

This presentation does not constitute an offer to sell or a solicitation of an offer to buy any securities.

The contents of this presentation are not to be construed as legal, business, investment or tax advice. Each recipient should consult with its own legal, business, investment and tax adviser as to legal, business, investment and tax advice. In making an investment decision, investors must rely on their own examination of the Company and the terms of any investment in the Company, including the merits and risks involved. Although reasonable care has been taken to ensure that the facts stated in this presentation are accurate and that the opinions expressed are fair and reasonable, the contents of this presentation have not been verified by the Company or any other person. Accordingly, no representation or warranty, express or implied, is made as to the fairness, accuracy, completeness or correctness of the information and opinions contained in this presentation, and no reliance should be placed on such information or opinions.

Further, the information in this presentation is not complete and may be changed. Neither the Company nor any of its respective directors, officers or employees nor any other person accepts any liability whatsoever for any loss howsoever arising from any use of such information or opinions or otherwise arising in connection with this presentation.

There may have been changes in matters which affect the Company subsequent to the date of this presentation. Neither the issue nor delivery of this presentation shall under any circumstance create any implication that the information contained herein is correct as of any time subsequent to the date hereof or that the affairs of the Company have not since changed, and the Company does not intend, and does not assume any obligation, to update or correct any information included in this presentation.

All statements other than statements of historical facts included in this presentation, including, without limitation, those regarding the Company's financial position, business strategy, plans and objectives of management for future operations, are forward-looking statements. Such forward-looking statements involve known and unknown risks, uncertainties and other factors which may cause the actual results, performance or achievements of the Company, or industry results, to be materially different from any future results, performance or achievements expressed or implied by such forward-looking statements. Such forward-looking statements are based on numerous assumptions regarding the Company's present and future business strategies and the environment in which the Company will operate in the future. Various factors exist that could cause the Company's actual results, performance or achievements to differ materially from those in the forward-looking statements. These forward-looking statements speak only as of the date of this presentation. The Company expressly disclaims any obligation or undertaking to release publicly any updates or revisions to any forward-looking statement contained herein to reflect any change in the Company's expectations with regard thereto or any changes in events, conditions or circumstances on which any such statement is based. The Company makes no representation or warranty as to the accuracy of any forward-looking statements.

Any investment in the Company involves risk, and several factors could cause the actual results, performance or achievements of the Company to be materially different from any future results, performance or achievements that may be expressed or implied by statements and information in this presentation, including, among others, risks or uncertainties associated with the Company's business, segments, development, growth management, financing, market acceptance and relations with customers, and, more generally, general economic and business conditions, changes in domestic and foreign laws and regulations, taxes, changes in competition and pricing environments, fluctuations in currency exchange rates and interest rates and other factors. Should one or more of these risks or uncertainties materialize, or should underlying assumptions prove incorrect, actual results may vary materially from those described in this document. The Company does not intend, and does not assume any obligation, to update or correct the information included in this presentation.

IGas Energy Plc - Overview



AIM Listed: Market capitalisation c. £50 million

Board



Stephen Bowler - Chief Executive Officer
Qualified chartered accountant and former
CFO of IGas



Cuth McDowell – Interim Non-executive
Chairman
Over 35 years of international E&P experience



Philip Jackson – Non-executive Director
On Kerogen's Investment Committee. Over 30
years' experience in investments in energy and
infrastructure



Tushar Kumar – Non-executive Director
Partner in the Investment and Portfolio
Management Team at Kerogen Capital



Chris Hopkinson – Non-executive Director
Over 30 years O&G experience. Advising
utility scale solar projects.



Kate Coppinger – Non-executive Director
Over 20 years investment banking experience primarily
focused on providing M&A advice to O&G companies.

Conventional Assets

- Operator of largest number of fields (28) onshore UK
- Late life producing assets
- Net 2P reserves 15.79 Mmboe at 31 Dec 2021 (D&M). 2PNPV10 c.US\$190m
- 2022 Net production forecast c.2,000boepd

Shale Assets

- Significant portfolio of shale licences – 292,100 acres (net)
- Estimated mean volumes of undiscovered GIIP of 93 TCF (net to IGas)
- Combined carried gross work programme of up to \$216 million (£160 million)



Key shareholders:

Kerogen Capital 27.8% (2 PLC Board seats)
J O Hambro 9.6%
Royal London Asset Management 8.1%
Bank of America 7.6%
HSBC 6.6%

Funding:

- US\$40 million senior secured Reserve-Based Lending Facility with BMO
- Net debt of £12.2 million; Cash £3.6 million (31 December 2021)
- Ring fenced tax losses > £260 million

Energy Diversification

- Geothermal
 - Large scale – Stoke-on-Trent District Heat Network
 - Closed loop – CeraPhi Energy
 - Cornish Lithium HoT
- Hydrogen (SMR)
 - MoU with BayoTech
 - Planning submitted at existing sites
- Solar
 - HoT with Iona Capital
- CCUS
- Battery Storage

Overview



Improving cash flow and
hedging position



Onshore opportunity for oil and
gas in energy security



Government support for
geothermal kick-starts industry



Optionality for low-carbon
projects

Financial overview



- £13.9m operating cash inflow before working capital and realised hedges (2020: cash outflow £1.0m) driven by the improvement in Brent prices and higher production
- Revenue £37.9m (2020: £21.6m) - realised price pre-hedge price of \$68.5/bbl (2020: \$39.1/bbl).
 - Realised hedging loss of £6.6m in 2021 (2020: £4.6m gain) realised price post hedge of \$54.3/bbl (2020: \$48.4/bbl)
 - 321,000 bbls hedged for 2022 at an average price of \$72.7/bbl using swaps and 129,000 bbls hedged using puts at a guaranteed average minimum price of \$45.6/bbl net of premiums. 15,000 bbls hedged for Q1 23 using swaps at \$95/bbl
 - Increased contribution from gas and electricity due to higher prices - 2021:£4.7m (2020: £1.0m)
- Operating costs of \$37.4/boe (£27.1)/boe (2020: \$33.3 (£25.8)/boe)
 - COVID impact on production rates leading to a higher cost per boe
- G&A of £5.8m (2020: £5.3m)
 - Higher staff and third party costs/lower allocation to capital projects in the period
- Impairment of E&E assets of £10.5m – principally the write-off of PEDL 200 licence costs (Tinker Lane)
- Net Debt unchanged from 2020 year end at £12.2m. Higher operating cashflows used to finance capital expenditure as well as lease & interest payments
- Ring fence tax losses of £268m



The opportunities in oil and gas

Indigenous production for energy security



- Updated CPR Dec 31 2021:
 - 10.57 Mmboe 1P:15.79 MMboe 2P reserves;
 - Base case: 1P NPV10 of \$139 million: 2P NPV10 of \$190 million
 - Based on forward curve of c.\$67/bbl for 2022-2024 inflated thereafter
 - High case: (+10% on forward curve) 1P NPV10 of \$177m; 2P NPV10 of \$235m
- Opportunities for additional production:
 - Near-term incremental projects which are expected to generate c.70-100 boepd
 - One infill project with the potential to add c.100 bbls/d and 0.35 mmstb 2P reserves in 2023 with an anticipated NPV10 of £3 million;
 - A two-phased project to extend an existing field adding c.200 bbls/d and development of c.1.0 mmstb 2P reserves. Phase 2 potential to add an additional 500bbls/d and the addition of c.2mmstb 2P reserves
 - Monetising stranded gas and reducing emissions – up to 8 MW of power generation
- Whilst shale moratorium remains in place, the Government has commissioned the BGS to advise on the latest scientific evidence around shale gas extraction
 - Right Govt support - potential to deliver 5 production well pads (up to 16 wells/pad) supplying 3 million homes with initial production within 12-18 months

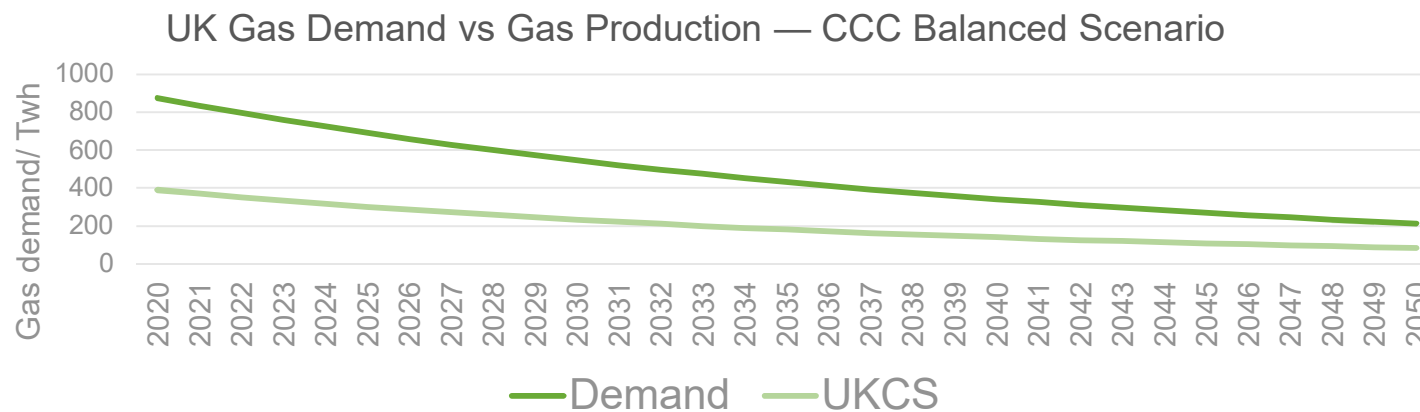


Why natural gas is a vital fuel for the UK

And will be beyond 2050



- Natural gas provides 40% of primary energy demand and around 30% of final energy demand
- Around 50% of domestic power generation comes from natural gas generation
- When coal is removed from the UK power system by 2024, the only currently available baseload technologies will be natural gas, biomass and nuclear power
- Natural gas on a typical year costs 4p/kwh retail compared to 16p/kwh for electricity
- 84% of UK homes heat with natural gas
- Longer chain hydrocarbons produced from natural gas wells (ethane, propane, butane etc.) are a key feedstock for industry e.g. chemicals, refrigeration and farming

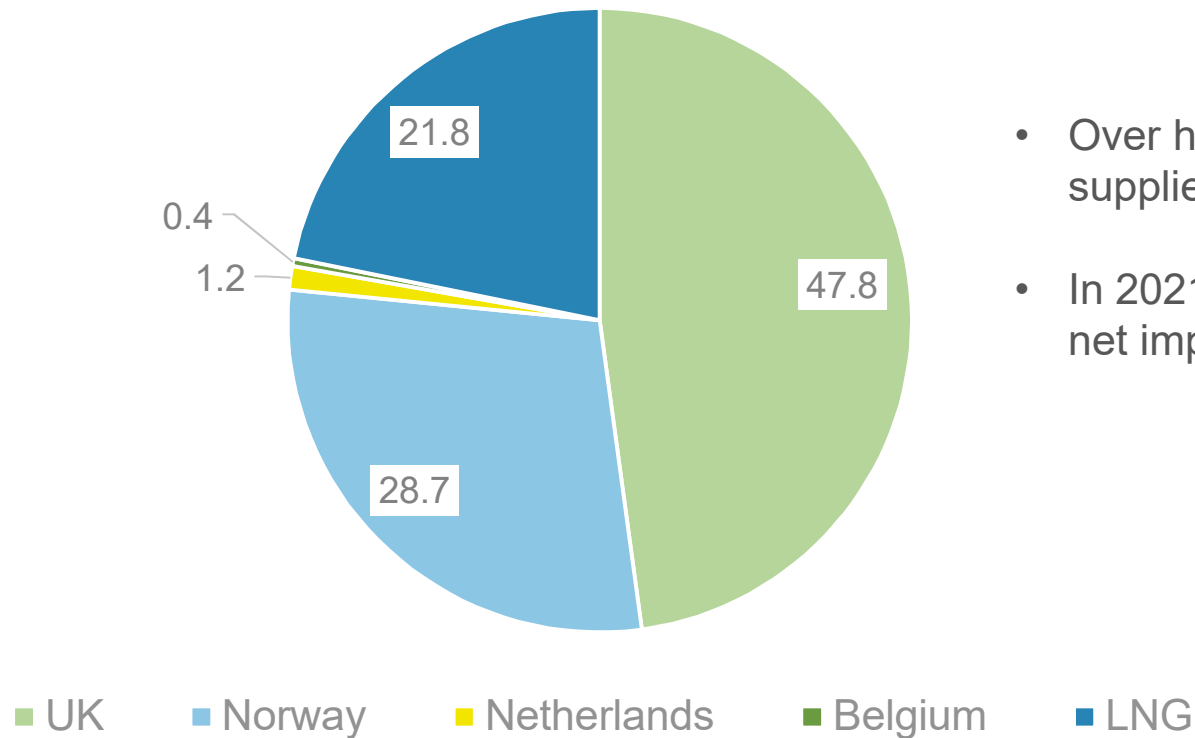


The shortfall between supply and demand out to 2050 totals ~1000bcm

Where does the UK get its natural gas from?

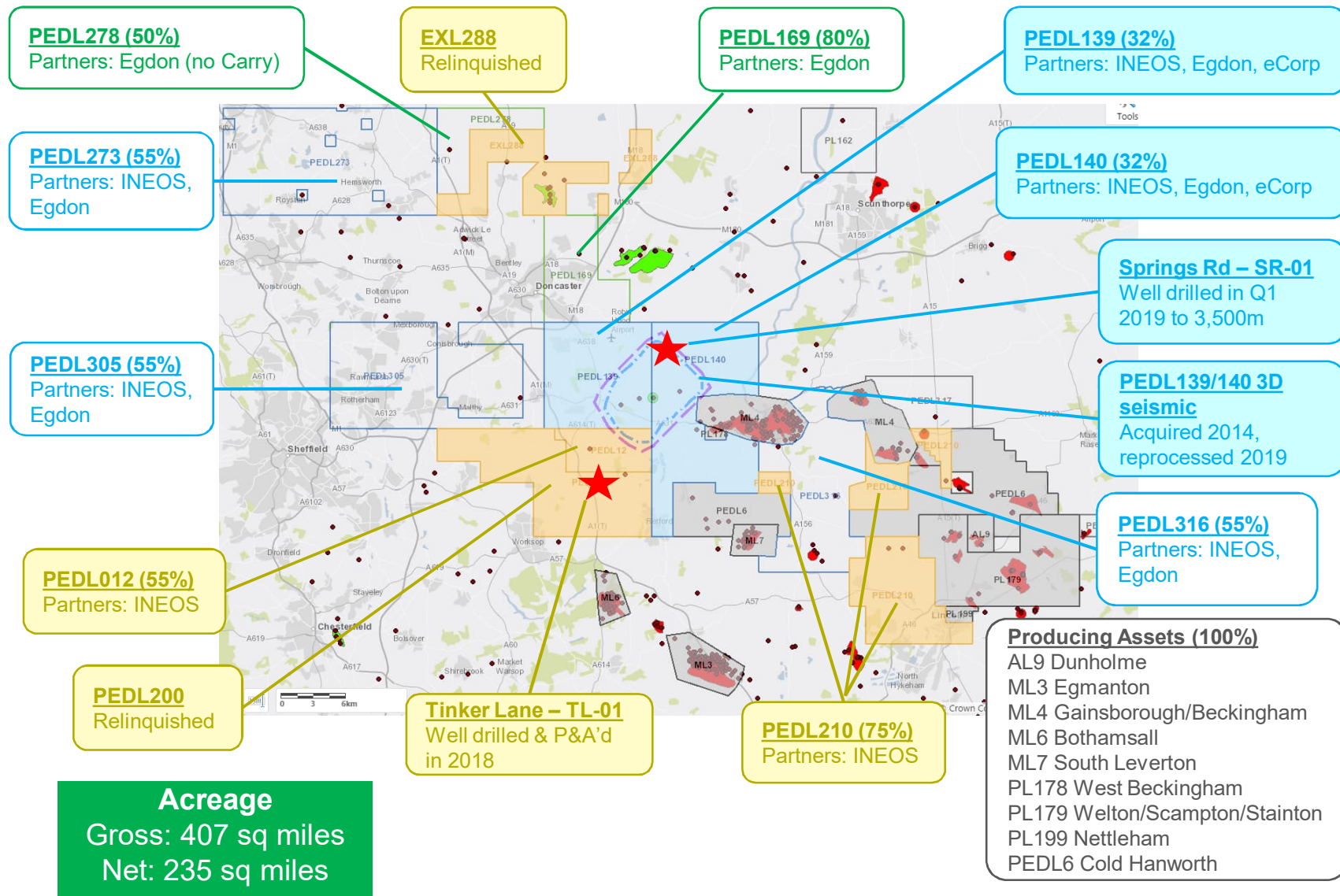


Sources of UK Gas Supply, 2019

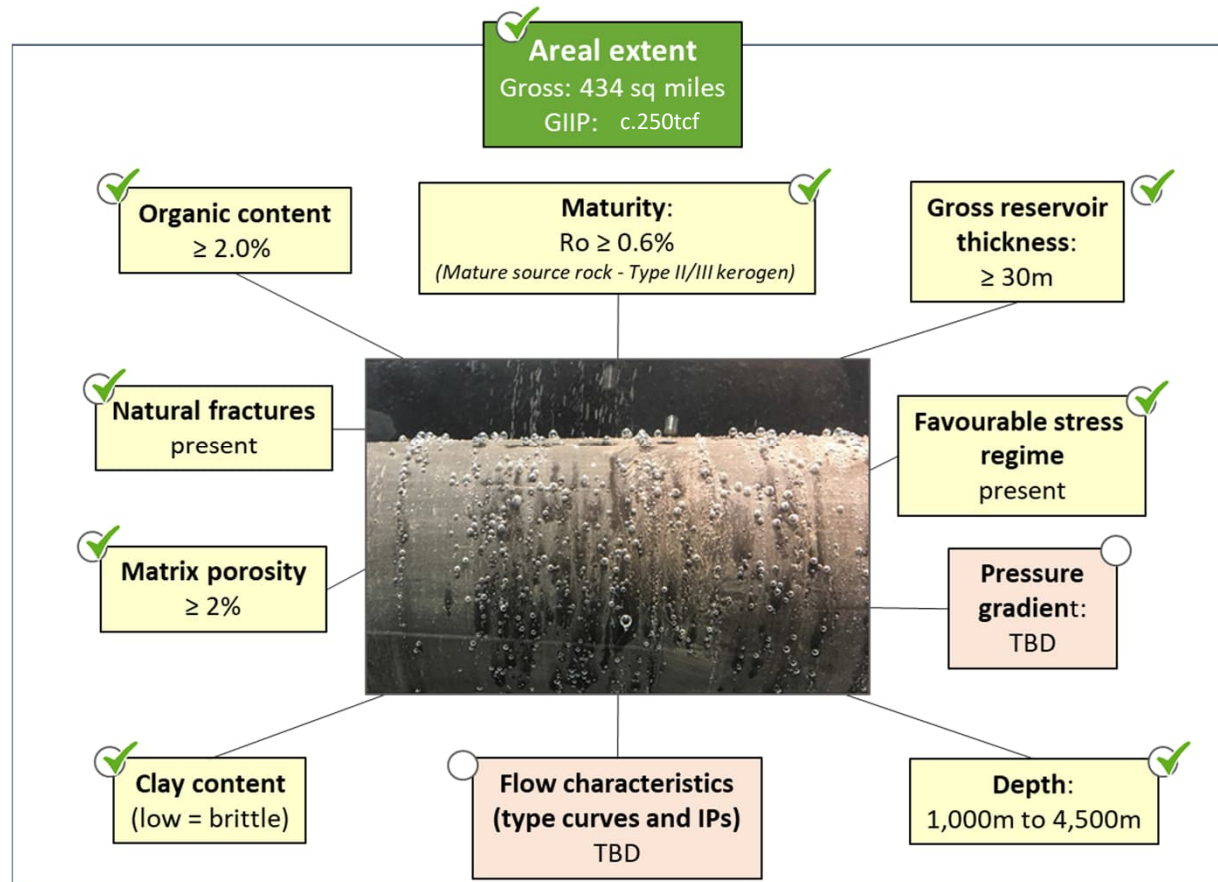


- Over half of UK gas demand is supplied by imports
- In 2021, the UK had record high net imports and record low exports

East Midlands shale licences (all operated)



Gainsborough Trough shale quality & resource



- Estimated Gas initially in Place (GIIP) of c.630bcf/sq mile (from Upper and Lower Bowland Shale intervals)
- Good analogues to Marcellus (Northeast PA and Bradford)
- Mid case type curves from analogues give EUR of 12.7bcf and IP of 9.8mmscf/day
- A production pad could satisfy the gas requirements of c.750,000 homes (at initial production rates)

Why the UK Government is reconsidering shale

Energy Supply Strategy



The offer

- Lower prices
- Energy security
- Lower carbon intensity than imports
- Different (less faulted) geology
- Production in 12-18 months
- Tax
- Jobs
- Community benefits
- Proximity to Humber (blue hydrogen)
- Stop industrial offshoring

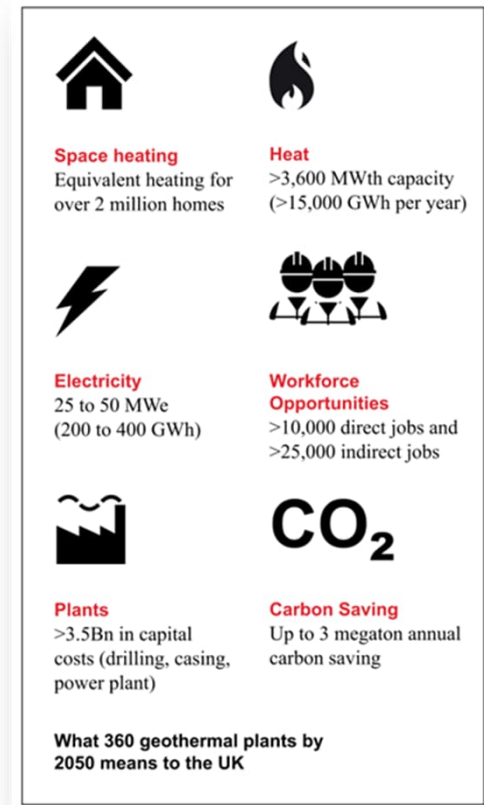
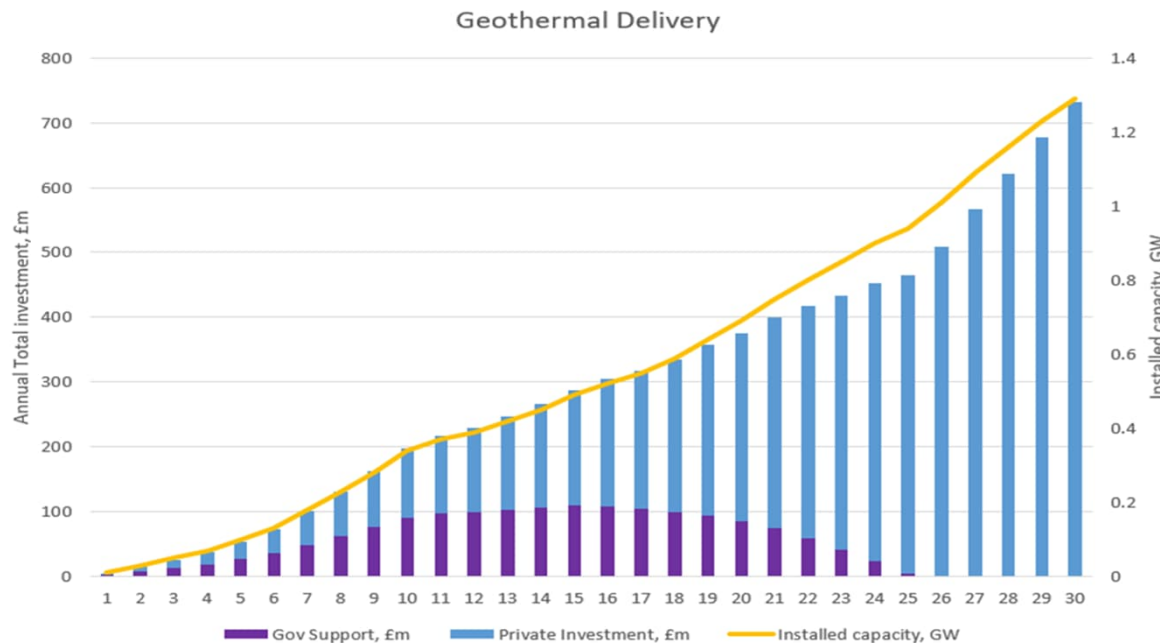
The ask

- Lifting of the moratorium
- Changes to planning “in the national interest”
- Streamlining of regulation to surface vibration in line with other industries
- Recognise domestic gas as sustainable energy source in line with EU

Decarbonising large-scale heat in the UK

Size of the Prize


- Currently no other low carbon technology that can decarbonise heat on a large scale in urban areas
- Removes requirement for expensive building retrofits
- Domestic solution provides security of supply
- Material solution for renewable heat in the UK c.360 projects by 2050
- **500MW** capacity within 10 years. Immediate growth with **shovel ready projects**



Significant progress on Geothermal

Moving projects forward at scale

- Specific provision has been made for deep geothermal in the recently launched Green Heat Network Fund (GHNF)
- The GHNF Transition Scheme is a 3-year £288 million capital grant fund supporting the commercialisation and construction of new low and zero carbon heat networks including the drilling of deep geothermal wells and associated works
- GHNF opened to applications in March 2022 and confirmed it will fund up to 50 percent of a project's total combined commercialisation and construction costs
- IGAS can apply directly for grant (but will need support by heat user for application to proceed)
- Applications can be made before planning/permitting in place
- Stoke-on-Trent will be the first project to apply to the fund and we are working with SSE to agree the Thermal Purchase Agreement by Q3 2022
- Revisions to long term gas price coupled with pressure to decarbonise has led to:
 - Currently in discussions with six off takers, across six separate sites which equates to c.60-70 megawatts of installed heat generation
 - Expect to announce the acquisition of our first site in the Manchester area in H1 2022



Summary



- **Existing production underpins diverse energy opportunities**
- **Unique onshore position – assets/infrastructure/skills**
- **We can rapidly bring online energy generation that:**
 - will bolster energy security;
 - is compatible with and fundamental to achieving net zero;
 - will create jobs; and
 - can have a positive impact on energy prices.



Appendix



ESG

Sustainable and Responsible Business



- Support United Nations' Sustainable Development Goals and UN Global Compact signatory
- ISO 14001 and 9001 accredited: Environmental Management System and Quality Management System
- Scope 1 & 2 reporting – focus on reducing Scope 2



Environmental stewardship

- Careful site selection screens out protected areas
- Environmental Impact Assessments
- Baseline monitoring before during and after operations – soil, air and water
- Social licence to operate is key to business success
 - Local engagement with all stakeholders: Community Liaison Groups, newsletters, public consultation
 - IGas Community Fund launched in 2008 over £1m distributed to communities local to our operations

HSE

- Continuous monitoring (Oshens/ External HSE audits)
- IGas has attained the RoSPA President's (15 consecutive Golds) Award, for health and safety performance
- IGas Energy trading as "Star Energy Weald Basin Ltd" is listed on the public register for COMAH establishments

Governance

- Adopted Quoted Companies Alliance Corporate Governance Code, 2018 edition (the "QCA Code")
- Board composition now exceeds the best practice recommendation of the QCA Code in having three independent Non-executive Directors on the Board, constituting 50% of the Board
- Key policies in place: Bribery and Anti-corruption; Equality & Diversity